

HEALTH CARE PROVIDERS

What the Data Tells Us About Digital Transformation, by Industry



The key findings for health care providers

With only 16% of health care providers in the win zone, the sector lags the cross-industry average success rate for digital transformations by 50%.

The sector's biggest areas of weakness are modular tech and data platforms, agile governance, and deploying high-caliber talent.

Transformation priorities have included patient centricity and innovation (specifically, business model innovation and digital ecosystems).

The priorities going forward, in order of importance and planned share of investment, are digital care delivery and medical management, digital patient engagement, digital support functions, and smart operations.


Leaders are prioritizing telemedicine, making health knowledge available through digital channels, digitizing accounts receivable, and digitizing real-time and prescheduled task alerts for operations.

Health care providers emphasize the S and G in ESG; employee health and safety and protecting patient and employee data are the sector's top ESG digital priorities.

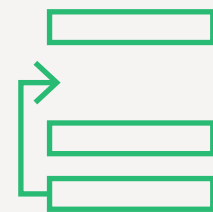
The data in more depth



**Rates of success
in digital
transformation**



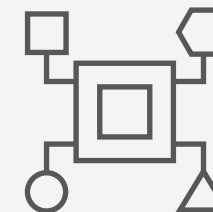
**Topics of focus
for health care
providers**



**Top priorities for
the future**



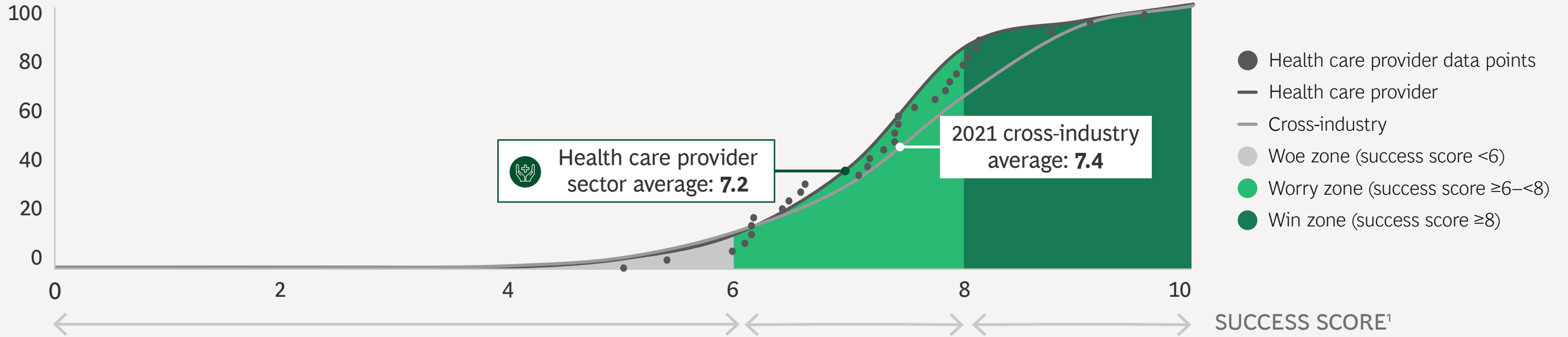
**The critical
human and
tech enablers**



**The role of ESG
in digital
transformation**

Only 16% of health care providers are in the win zone, less than half the cross-industry average, while the worry zone is 1.4 times larger

CASES BELOW SUCCESS SCORE (%)



2021 BCG Global Digital Transformation Survey overall

13%

52%

35%

Health care provider sector

13%

71%

16%

Limited value created (<50% of target); no sustainable change

Value created but total targets not met; limited long-term change

Target value met or exceeded; sustainable change created

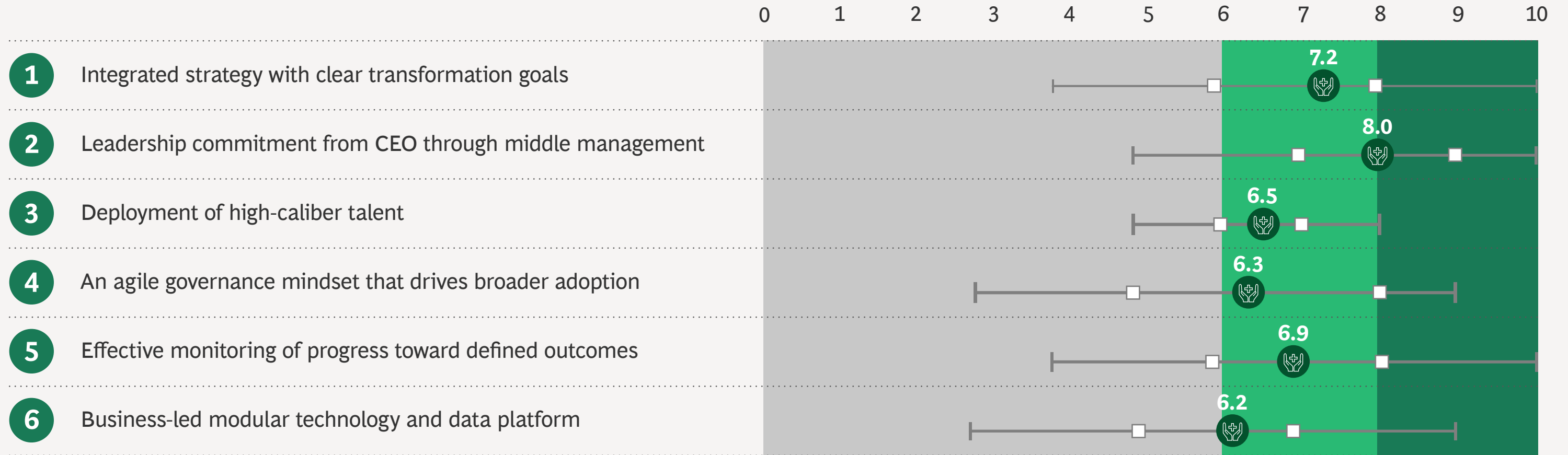
Source: 2021 BCG Global Digital Transformation Survey.

Note: Survey question: "Across the following dimensions, please rate your organization's digital transformation experience to date on a scale of 1 to 10, using the guidelines in the table below."


¹Success score is calculated from respondents' answers on six dimensions of transformation: strategy; leadership; talent; agility; monitoring; and tech and data.

Providers struggle most with business-led modular tech and data platforms, agile governance mindset, and deploying high-caliber talent

DISTRIBUTION OF SUCCESS SCORES ON INDIVIDUAL KEY FACTORS¹



Lower extreme Provider average Upper or lower quartile Upper extreme



● Woe zone (success score <6) ● Worry zone (success score ≥6–<8) ● Win zone (success score ≥8)

Source: 2021 BCG Global Digital Transformation Survey.

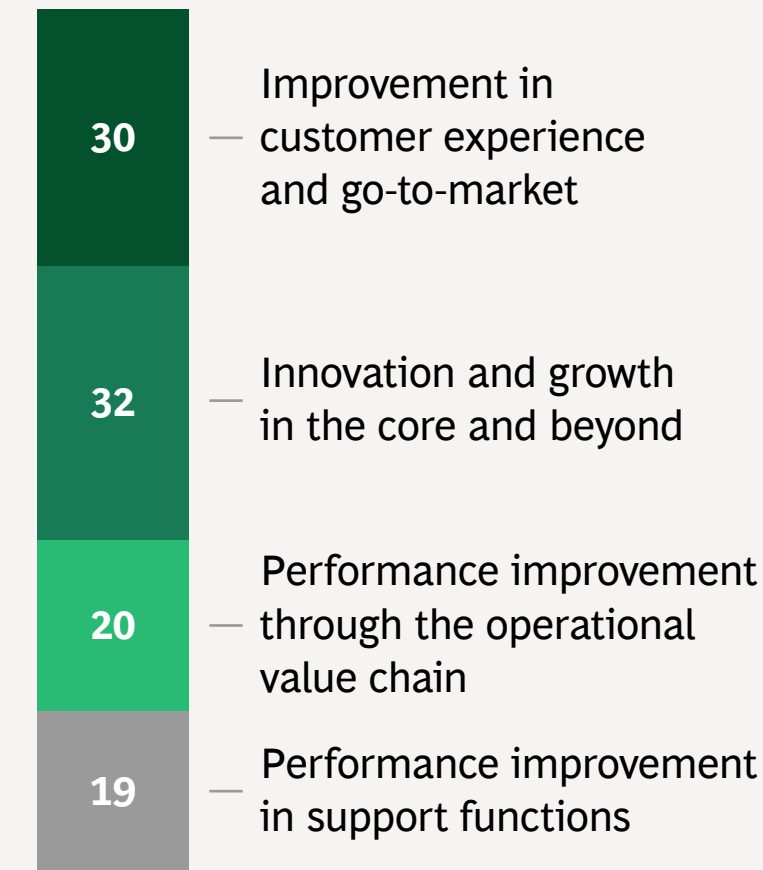
Note: Survey question: “Across the following dimensions, please rate your organization’s digital transformation experience to date on a scale of 1 to 10 using the guidelines in the table below.”

¹Success score is calculated from respondents’ answers on six dimensions of transformation: strategy; leadership; talent; agility; monitoring; and tech and data.

The transformation priorities for providers include patient centricity and innovation (specifically, business model innovation and digital ecosystems)

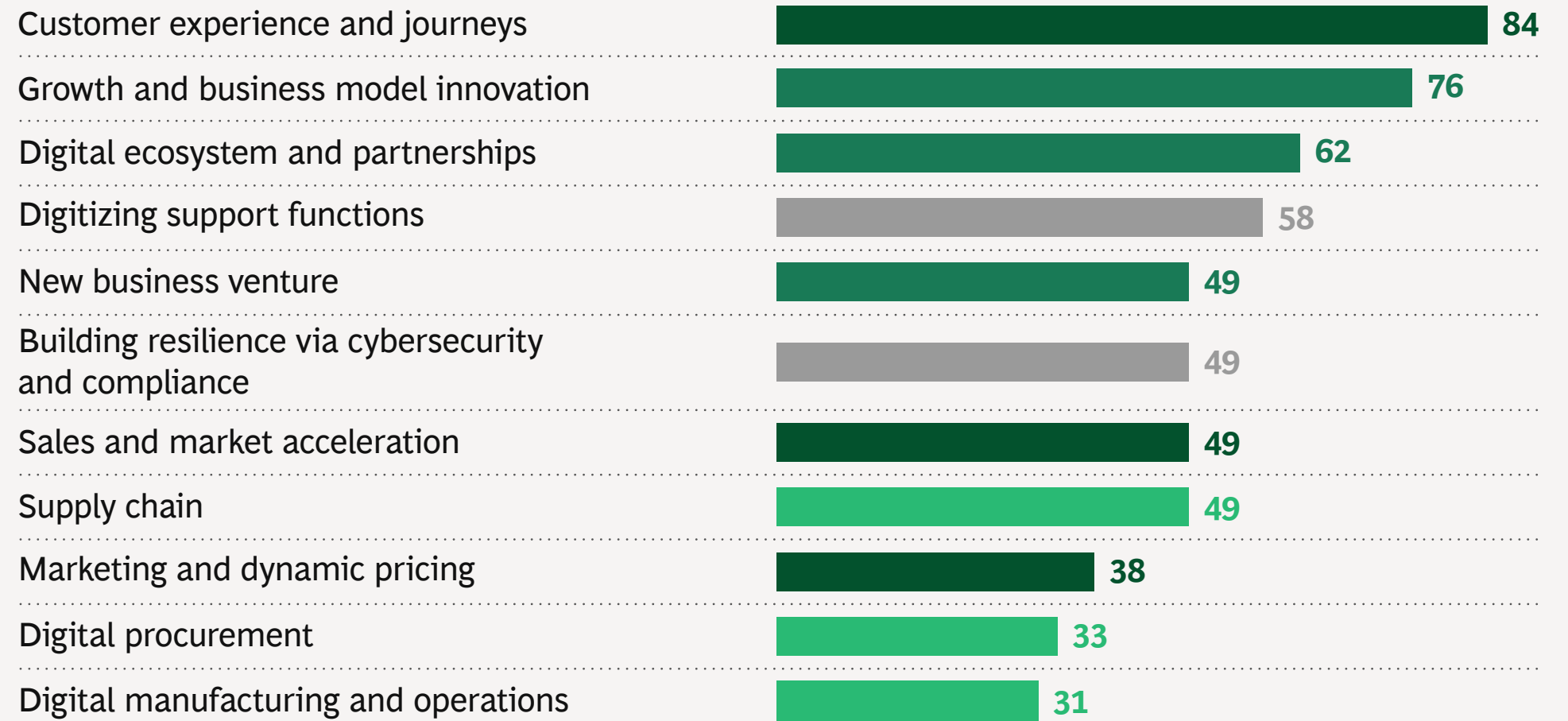
Strategic objectives

SHARE OF RESPONDENTS (%)



Scope of digital transformation¹

SHARE OF RESPONDENTS (%)

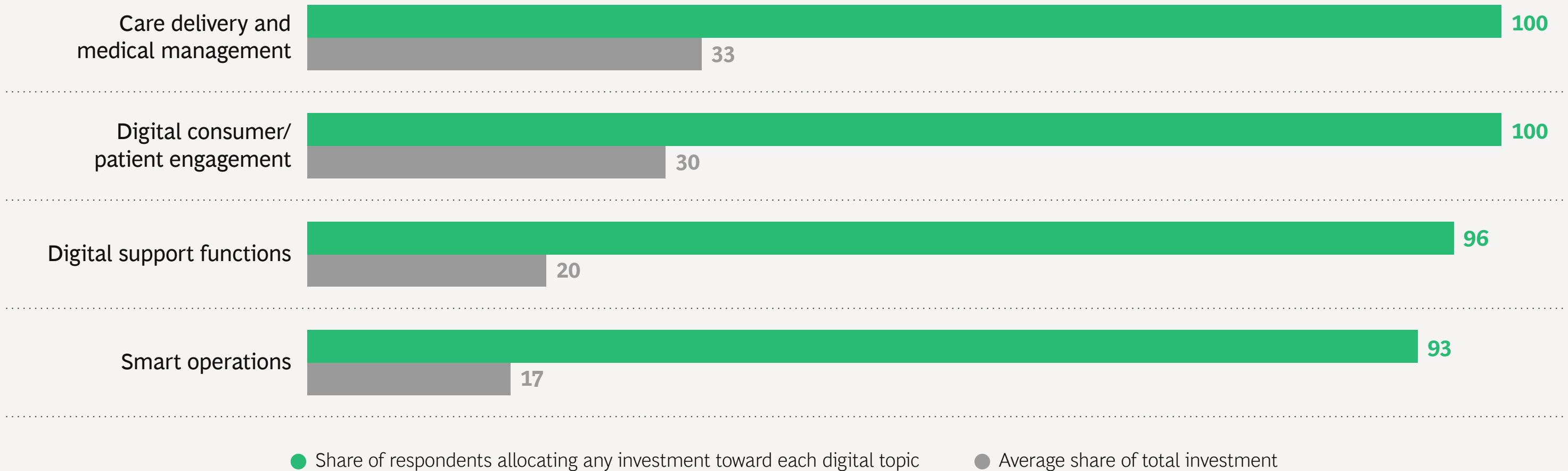


Source: BCG Global Digital Transformation Survey, 2021, n = 45.

¹Respondents were asked to select all priorities that applied.

All providers plan to allocate more than 60% of spending on care delivery and medical management and on consumer and patient engagement

PLANNED SHARE OF WALLET SPENDING ALLOCATED ACROSS DIGITAL TOPICS IN THE NEXT TWO TO THREE YEARS (%)¹

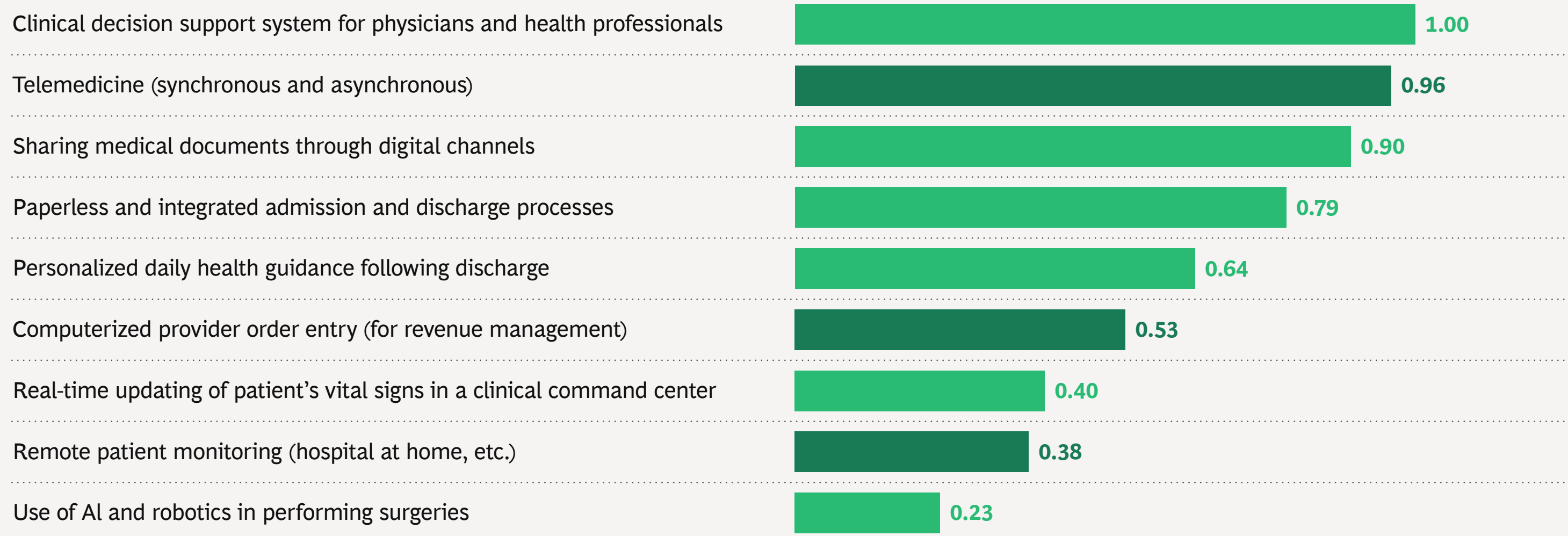


Source: 2021 BCG Global Digital Transformation Survey.

¹For example, the uppermost pair of bars can be read as “100% of health care provider respondents plan to invest in care delivery and medical management, allocating an average 33% of total digital investment.”

Health care providers' digital priorities: Care delivery and medical management

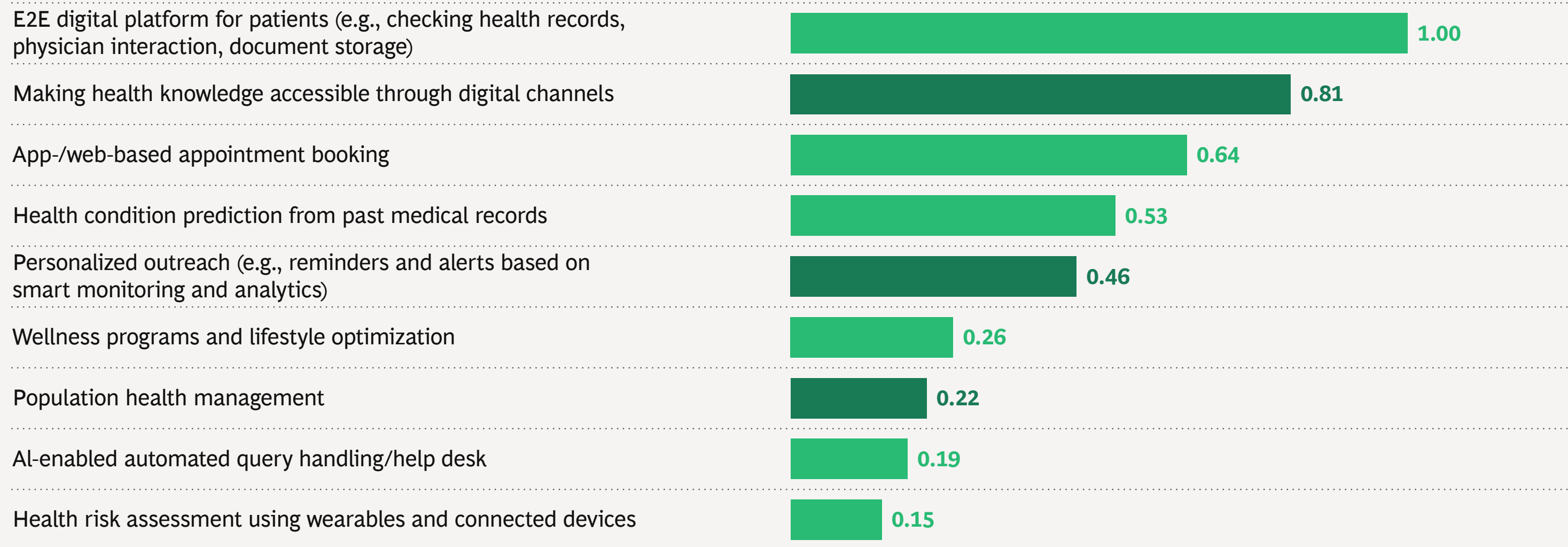
Digital initiatives (bars indicate relative prioritization of initiatives)



● Relative prioritization for all health care providers ● Top priorities for win-zone companies

Health care providers' digital priorities: Digital consumer and patient engagement

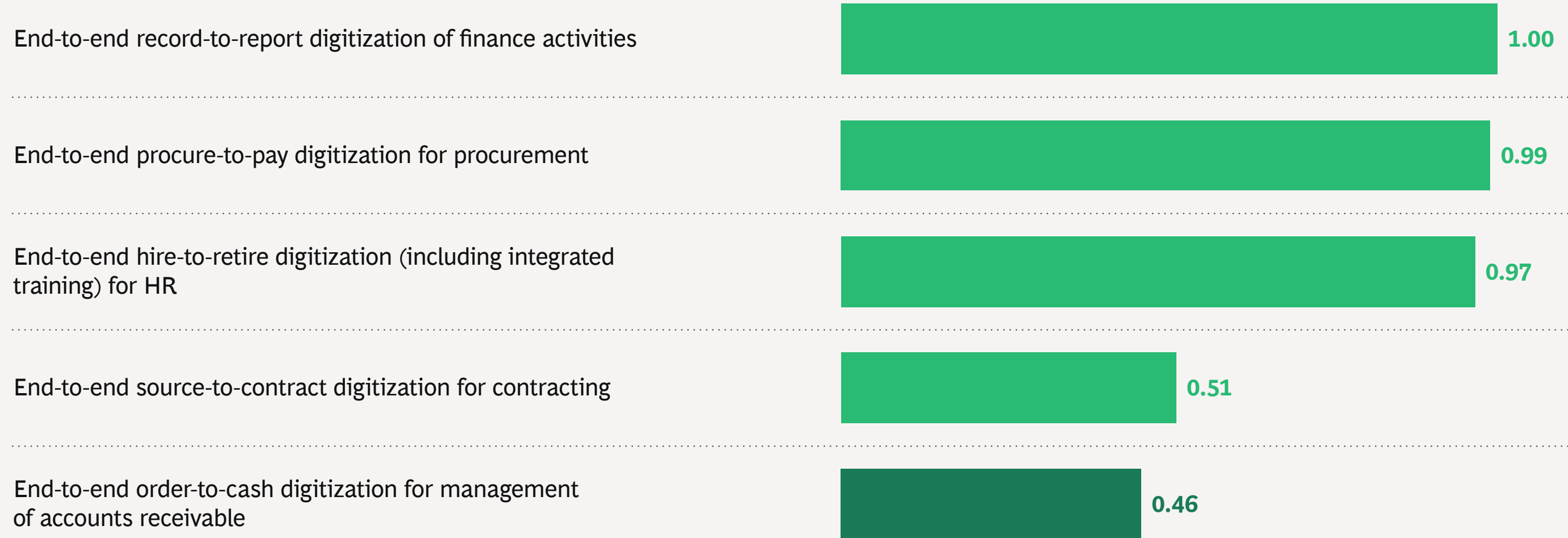
Digital initiatives (bars indicate relative prioritization of initiatives)



● Relative prioritization for all health care providers ● Top priorities for win-zone companies

Health care providers' digital priorities: Digital support functions

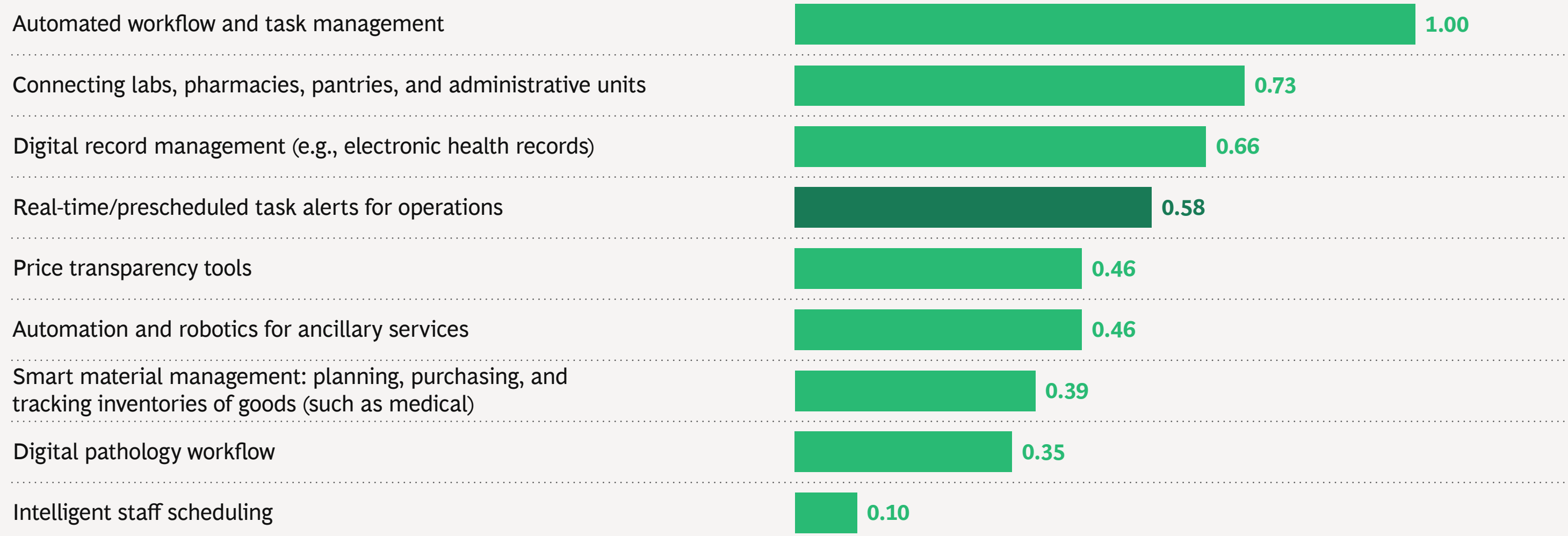
Digital initiatives (bars indicate relative prioritization of initiatives)



● Relative prioritization for all health care providers ● Top priorities for win-zone companies

Health care providers' digital priorities: Smart operations

Digital initiatives (bars indicate relative prioritization of initiatives)

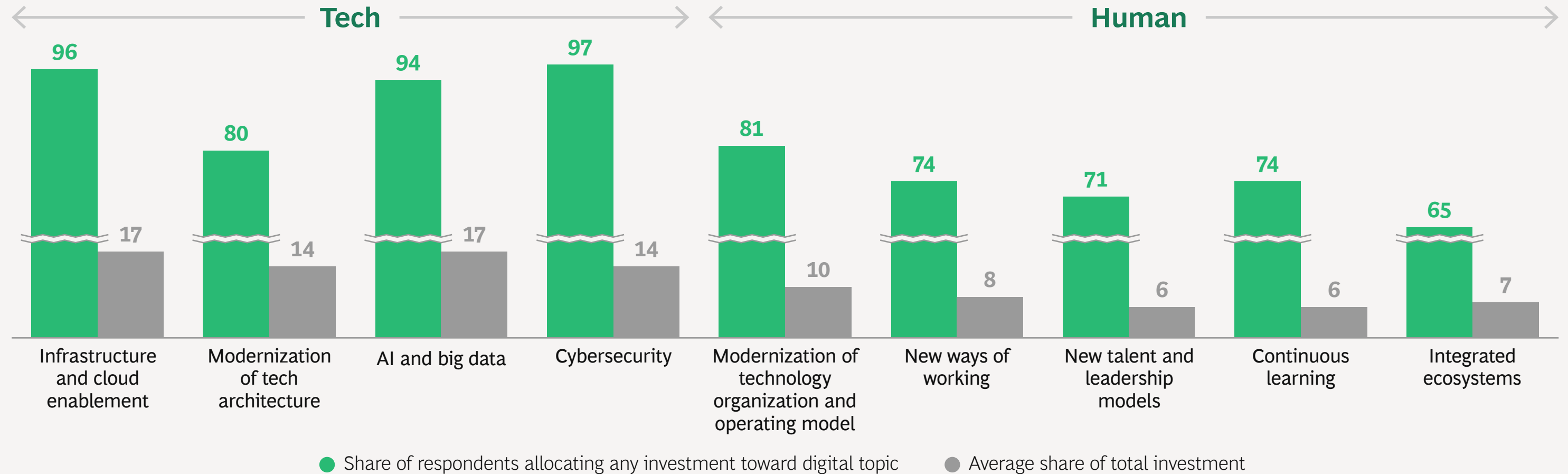


● Relative prioritization for all health care providers ● Top priorities for win-zone companies

Health care provider companies intend to invest across a broad range of tech and human enablers, with especially strong emphasis on tech

Nine out of ten health care providers plan to invest in infrastructure and cloud enablement, AI and big data, and cybersecurity, allocating about 50% of total digital enablers spending to these areas

PLANNED SHARE OF WALLET SPENDING ALLOCATED ACROSS ENABLER DIGITAL TOPICS IN THE NEXT TWO TO THREE YEARS (%)¹

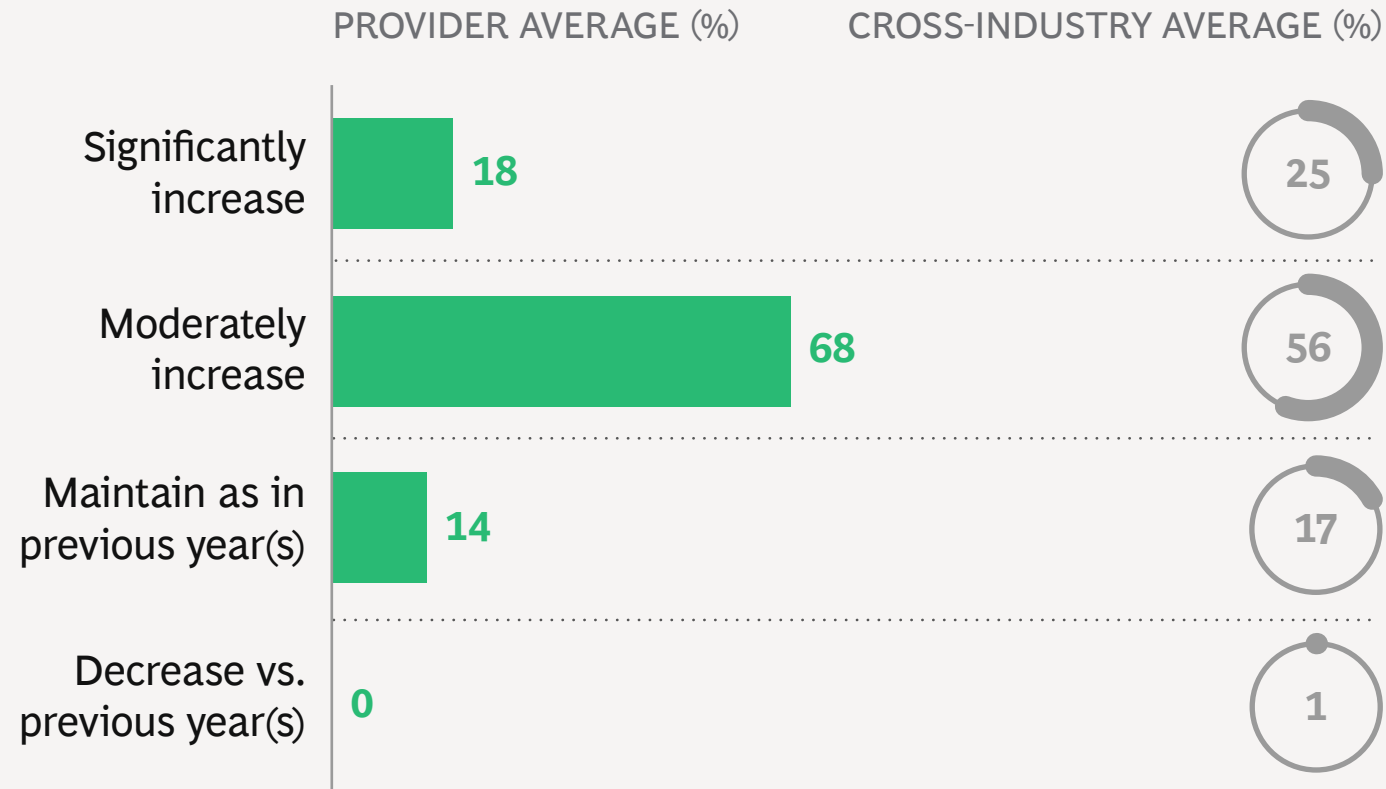


Source: 2021 BCG Global Digital Transformation Survey, n = 45.

¹For example, the leftmost pair of bars can be read as “96% of health care provider respondents plan to invest in Infrastructure and cloud enablement, allocating an average 17% of their total digital enablers spending.”

About 86% of providers plan to increase ESG investments, above the cross-sector average

Share of respondents planning to increase/decrease/maintain investment toward ESG in coming years



... with greater emphasis on S and G

Leading digital initiatives being prioritized to support E, S, and G goals



If you would like to discuss this topic, please contact one of the authors:




JOHANNES THOMS

Managing Director & Partner, London

thoms.johannes@bcg.com

+44 207 753 6235



SANJAY SAXENA

Managing Director & Senior Partner, San Francisco

saxena.sanjay@bcg.com

+1 415 732 8090



STEPHEN WADDELL

Managing Director & Senior Partner, Austin

waddell.stephen@bcg.com

+1 214 468 2310
